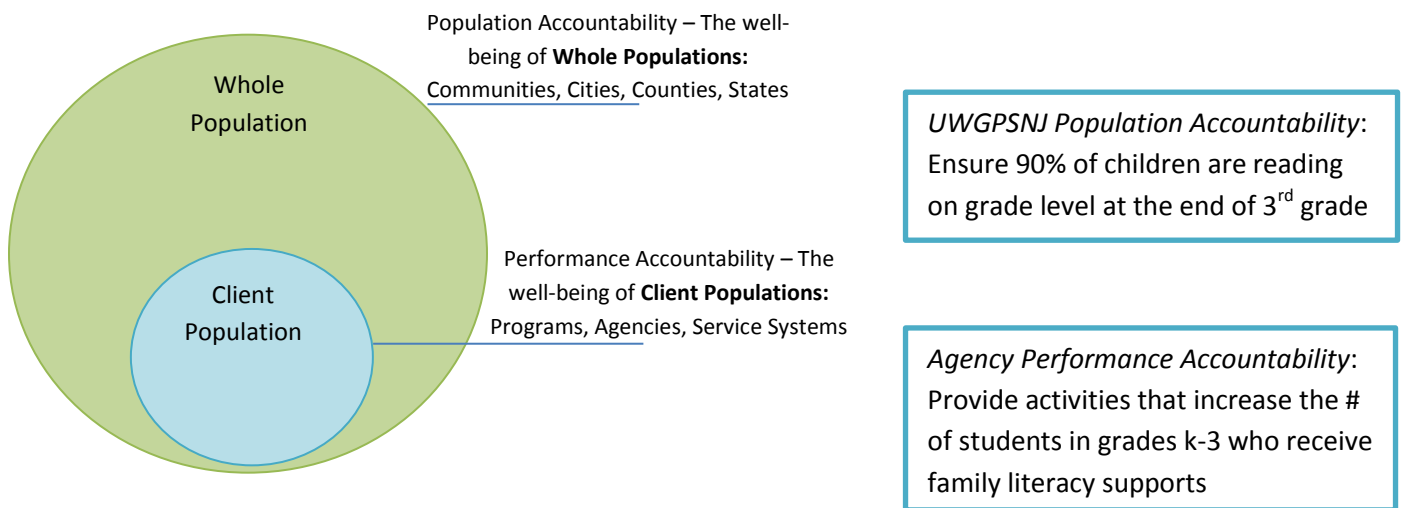


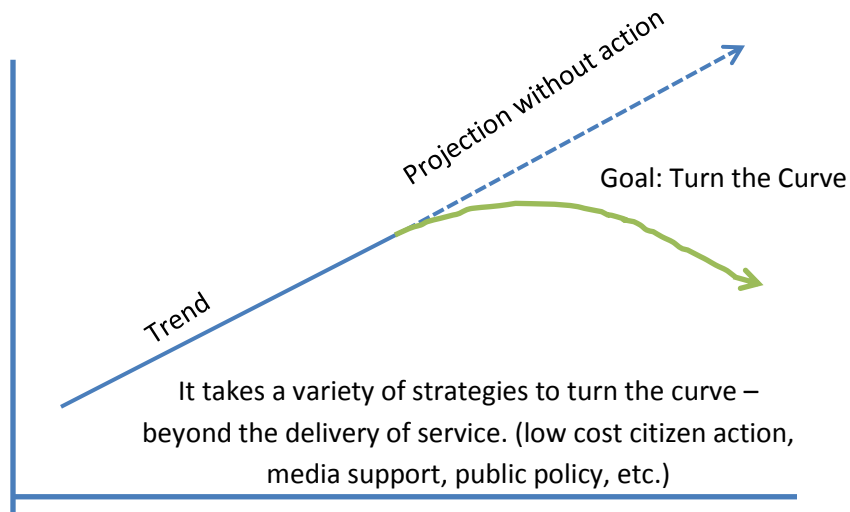
Results Based Accountability Guide: FY 2019-2021 Funding Cycle

UWGPSNJ has adopted the Results Based Accountability Framework and set both community level and agency performance level results toward our aspiration cause of ending intergenerational poverty through two broad goals: successful children and youth and self-reliant individuals and families.



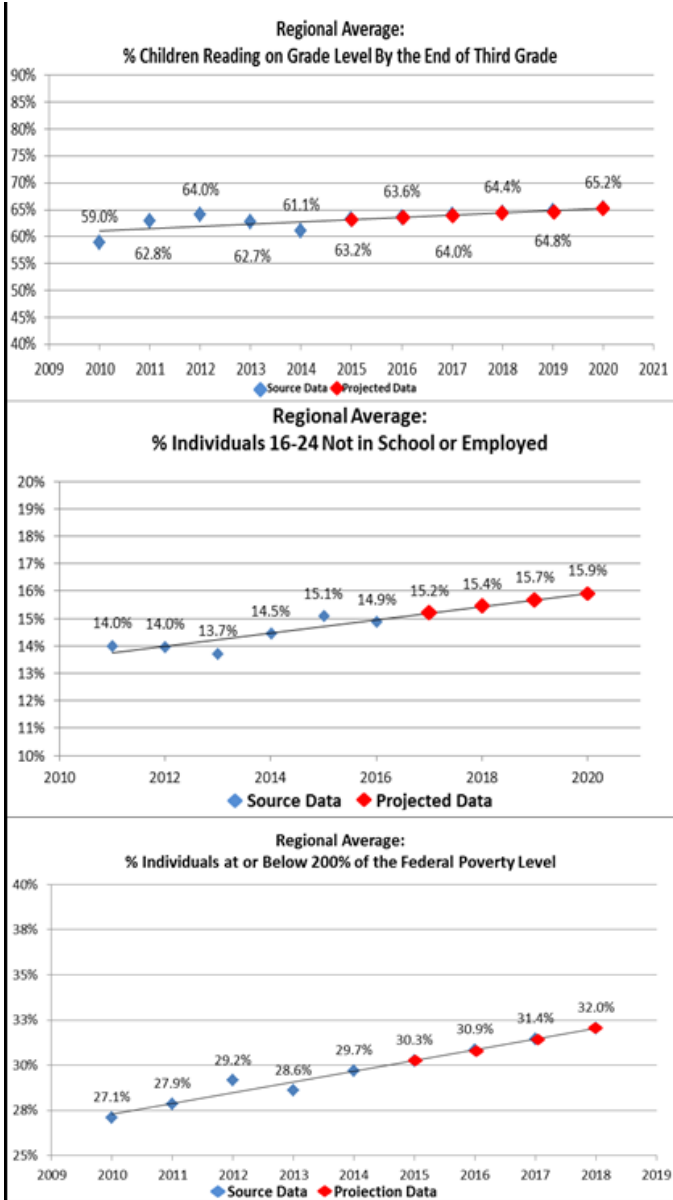
What is Results Based Accountability (RBA)? RBA is a performance measurement framework that assists service providers to drive lasting positive impact for customers and communities. Two types of performance accountability are Population and Performance Accountability. As shown in the diagram above, the United Way is positioned to create measureable results on each of the population strategy areas of work. In order to ensure 90% of our region's children are reading on grade level at the end of 3rd grade, our role is to provide resources to partner agencies so that your important work can be accomplished effectively and with the end goal in mind.

Results-Based Accountability – “Turning the Curve”



Turning the Curve. UWGPSNJ has compiled historical data and calculated projected trendlines of key headline indicators, including the regional and county-level 3rd grade reading, the number of youth ages 16-24 not connected to school or work, and the number of people living below 200% of the federal poverty line. Our goal is that, through targeted and collaborative efforts, our region can begin to “Turn the Curve” on these headline indicators and eventually reduce intergenerational poverty. Without any action, the indicators will either remain relatively stagnant or will continue to rise, reducing the overall health and well-being of the Southeastern PA and Southern NJ region.

To measure our own progress, UWGPSNJ set three community level targets toward which we will join key community partners to drive collective results by 2030:



Ensure 90% of children are reading on grade level at the end of 3rd grade



Ensure an additional 50,000 opportunity youth are connected to school and/or work



Ensure an additional 300,000 individuals live at 200% of the poverty level or above

These community level targets will be driven by six key-strategies and are articulated in the Impact Guidance Letters linked below. UWGPSNJ will fund partners using the Results Based Accountability (RBA) Framework to drive results at an agency and individual performance level toward each of the targets.

What Does This Mean for FY19-21? UWGPSNJ is committed to increasing the capacity of the regional nonprofit sector through active partnership and collaboration.

Ultimately, all agencies applying for funding need to answer and demonstrate the following performance measures for effective programming:

- *How much did we do?*
 - This measures quantity of work, how much service was provided (eg. # of students served, # of job certifications awarded)
- *How well did we do it?*
 - This measures quality of work, (eg. Student-teacher ratio, client waiting time)
- *Is anyone better off?*
 - This is the most important measure, whether quality of life was improved, (eg. % of students proficient in reading, #/% of clients who get and keep jobs after 6 months)

In order to accomplish the above, United Way has pledged to provide technical and customized in-person support to partner agencies over the three year funding cycle to hone these measures while establishing learning communities to support one another in this collaborative learning journey.

	Quantity	Quality
Effort	How Much Did We Do?	How Well Did We Do It?
Effect	Is Anyone Better Off? (#)	Is Anyone Better Off? (%)